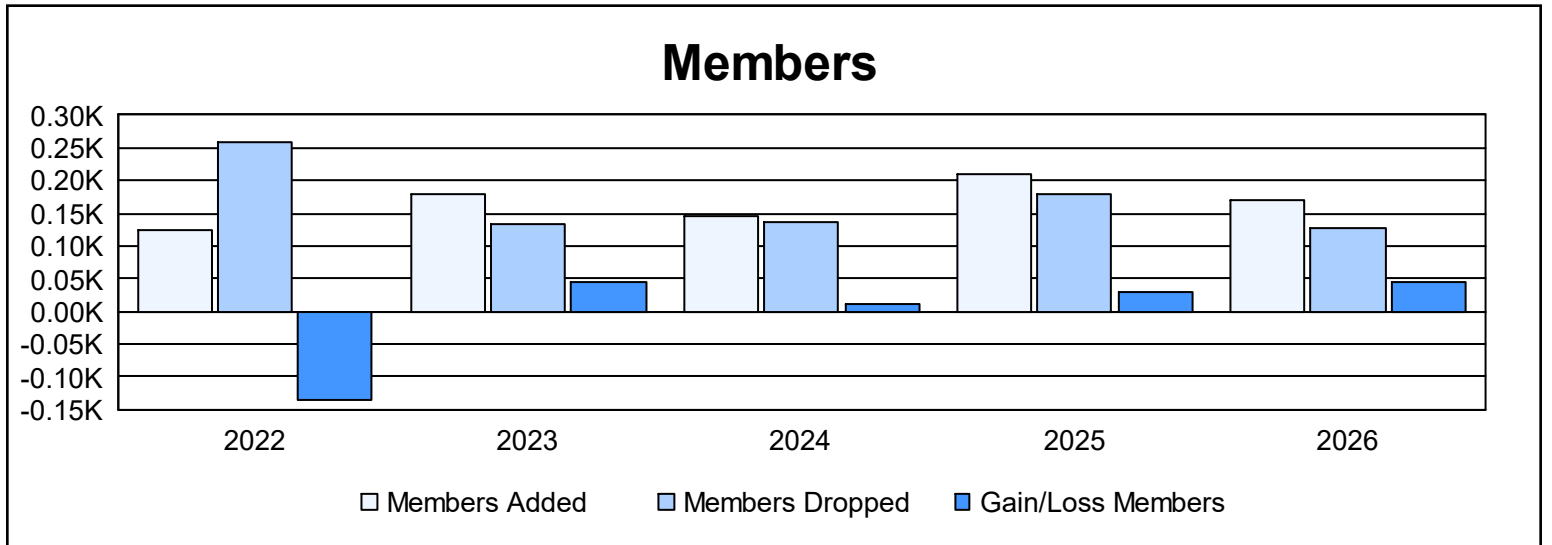
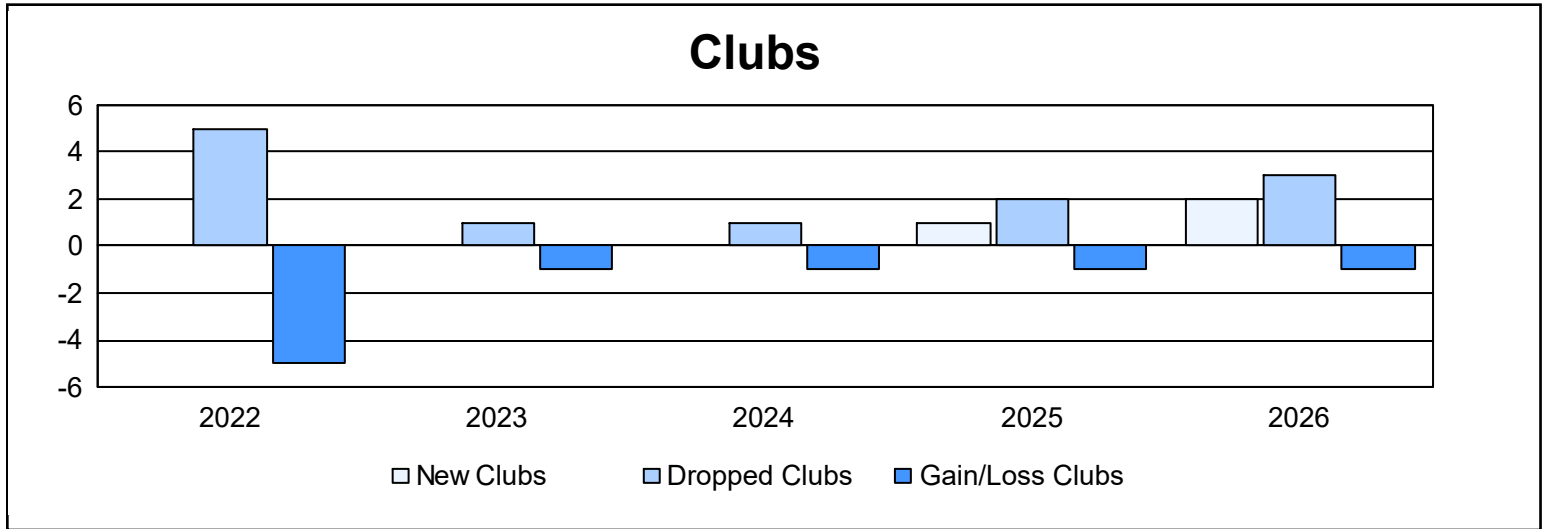
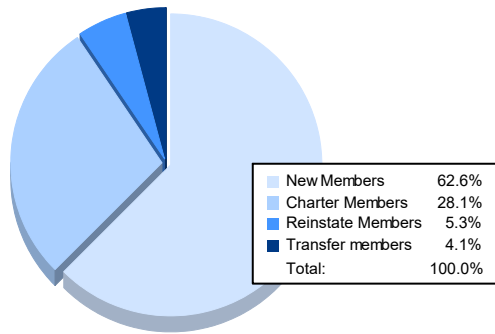


Year	New Clubs	Dropped Clubs	Gain/ Loss Clubs	New Members	Charter Members	Reinstate Members	Transfer Members	Total Member Added	Total Members Dropped	Gain/ Loss Members
2021-2022	0	5	-5	95	14	10	5	124	260	-136
2022-2023	0	1	-1	151	8	14	5	178	134	44
2023-2024	0	1	-1	141	1	2	1	145	135	10
2024-2025	1	2	-1	170	23	13	4	210	179	31
2025-2026	2	3	-1	107	48	9	7	171	126	45
<b>Average</b>	<b>1</b>	<b>2</b>	<b>-2</b>	<b>133</b>	<b>19</b>	<b>10</b>	<b>4</b>	<b>166</b>	<b>167</b>	<b>-1</b>



### Membership Composition May 2026 Cumulative



### Gender Composition May 2026 Cumulative

